

COLUMBIA COUNTY BUILDING DEPARTMENT

135 NE Hernando Ave, Suite B-21, Lake City, FL 32055

Phone: 386-758-1008 Fax: 386-758-2160

bldginfo@columbiacountyfla.com

Scan QR code to submit online.

(On next page)

Roofing Application Checklist

(Residential or Commercial: Reroofs ~ Roof Repairs ~ Roof Overs)

PERMIT EXEMPTION: If the construction job cost is \$5000 or less, no permit is required. (County Ord. 2025-05) This does not change the requirement for the use of licensed contractors and the requirement of recording a Notice of Commencement when the cost is \$5000 or more. (F.S. ch:489, F.S. ch:713) However, it is highly recommended that a permit be pulled regardless of the cost for insurance purposes. This ensures proper documentation for coverage in the event of unforeseen issues during or after construction.

- ☐ 2nd pg of Permit Application with PROPERTY OWNER'S Signature & Notarized Contractor Signature - The deeded property owner must sign page 2 of Application
- ☐ License Holders (Contractors) must complete a "Letter of Authorization" for who is authorized to pull the permit on their behalf
- ☐ Proof of ownership by way of Recorded Deed or Property Appraiser's parcel details printout-- visit <https://search.ccpafl.com/>
- ☐ Corporation or Trust Details listing authorized signor(s) and POA forms if necessary
- ☐ If an Owner Builder, Notarized Owner Disclosure Statement is required
- ☐ Product Approval Code Specifications Form & Roofing Underlayment Affidavit (Required for walk-in submittals)
- ☐ ***IF REQUIRED*** ~ Truss Engineering and/or Subcontractor Form
- ☐ Recorded Notice of Commencement; before 1st inspection
- ☐ Any other necessary documents requested (Floodplain Notice to Owner, etc...)
- ☐ ***AFTER THE IN-PROGRESS*** ~ Contractor Roofing Affidavit (Not required for owner builders)
- ☐ ***AFTER THE IN-PROGRESS*** ~ Pictures must be submitted (See notice below)

FINAL INSPECTION & CERTIFICATE OF COMPLETION: This completed form and photographs must be uploaded to your permit via online at the Application Submission login (link) [Welcome to Columbia County Online \(columbiacountyfla.com\)](http://Welcome to Columbia County Online (columbiacountyfla.com)).

If for a roofing permit, clearly visible in the Photographs must be the permit number or address and must include a ruler or measuring device to confirm nail spacing and overlaps including drip edge and valley flashing. (Not required for additions or New Residential)

Published 10/2025



Columbia County, Florida

Roofing Application



**Scan QR Code to
complete application online.

For Office Use Only

Application # _____

Permit # _____

Comments/Notes _____

***This page not required for Online submissions.**

Applicant _____ Phone # _____
(person applying, not owner)

Applicant Address _____

Contact Email (updates sent here) _____

Owners Name _____ Phone # _____

Job Site Address _____

Contractors Name _____ Phone # _____

Contractors Address _____

Contractors Email _____

Parcel # ____ - ____ - ____ - ____ - ____

Estimated Cost of Job _____ Residential ☐ Commercial ☐

Choose one: Replacement ☐ Tear off Existing and replace ☐ Overlay with metal ☐ Recovery: New material over existing ☐
Partial Roof Repairs ☐ Other ☐ _____

Ventilation: Ridge Vent ☐ Off Ridge Vent ☐ Powered Vent ☐ Unvented ☐

Flashing: Use Existing ☐ Repair Existing ☐ Replace All ☐ Replace w/L-Flashing ☐ Replace w/step-Flashing ☐

Drip Edge: Use Existing ☐ Repair Existing ☐ Replace All ☐

Valley Treatment: Use Existing ☐ New Metal ☐ New Mineral Surface ☐

Type of Structure: _____ Is the existing roof being removed? Yes ☐ No ☐
(House, Mobile Home, Garage, Etc...)

If NO, Explain: _____

Roof Pitch: ____/12, ____/12 Roof Area (For this job) SQ FT: _____ Number of Stories: _____

Type of New Roofing Product: _____ Florida Product Approval #: _____
(Metal, Shingles, Asphalt Flat)

CONTRACTOR FILING: Certified Roofing Contractors not on file, provide _____ State License, _____(COI) Certificate of Liability insurance including Worker's Comp insurance with Columbia County Building Department as the certificate holder or _____ W/C Exemption card along with _____ the Detail Entity page showing "Active" for your Articles of Incorporation from the website sunbiz.org. Registered Roofing Contractors not on file, call about reciprocity and fees.

FINAL INSPECTION & CERTIFICATE OF COMPLETION: This completed form and photographs must be uploaded to your permit via online at the Application Submission login (link) [Welcome to Columbia County Online \(columbiacountyfla.com\)](http://Welcome to Columbia County Online (columbiacountyfla.com)).

If for a roofing permit, clearly visible in the Photographs must be the permit number or address and must include a ruler or measuring device to confirm nail spacing and overlaps including drip edge and valley flashing. (Not required for additions or New Residential)

Published 10/2025

CODES: 2023 Florida Building Code 8th Edition and the 2020 National Electrical Code

Published 10/2025

ROOFING UNDERLAYMENT AFFIDAVIT

Columbia County, Florida
Building Department
135 NE Hernando Avenue
Lake City, Florida 32055
Phone: 386-758-1008

REQUIRED FOR WALK-IN OR PAPER SUBMITTALS

www.columbiacountyfla.com

Job Address: _____

I (Print Name) _____, as a Florida license Roofing Contractor or an Owner Builder, I understand to comply with the 2023 Florida Building Code 8th Edition underlayment requirements, I must select an option for sealing the roof deck.

The options are summarized below...

☐ A self-adhering polymer-modified bitumen underlayment complying with ASTM D1970 applied over the entire roof.

☐ A minimum 4-inch-wide strip of self-adhering polymer-modified bitumen complying with ASTM D1970 or a minimum 3 ³/₄ - wide strip of self-adhering flexible flashing tape complying with AAMA 711, applied over all joints in the roof decking. A felt underlayment complying with ASTM D226 Type II, ASTM D4869 Type III or IV, or ASTM D6757, or a synthetic underlayment meeting the performance requirements specified, is required to be applied over the strips/tape over the entire roof.

☐ Two layers of felt underlayment comply with ASTM D226 Type II or ASTM D4869 Type III or IV, or two layers of a synthetic underlayment meeting the performance requirements specified, lapped and fastened as specified.

☐ Other (explain) _____

Contractor/Owners Signature _____

FINAL INSPECTION & CERTIFICATE OF COMPLETION: This completed form and photographs must be uploaded to your permit via online at the Application Submission login (link) [Welcome to Columbia County Online \(columbiacountyfla.com\)](http://Welcome to Columbia County Online (columbiacountyfla.com)).

If for a roofing permit, clearly visible in the Photographs must be the permit number or address and must include a ruler or measuring device to confirm nail spacing and overlaps including drip edge and valley flashing. (Not required for additions or New Residential)

Published 10/2025

Product Approval Code Specifications

As required by Florida Statute 553.842 and Florida Administrative Code 8B-72, please provide the information and approval numbers on the building components listed below if they will be utilized on the construction project for which you are applying for a building permit. We recommend you contact your local supplier should you not know the product approval number for any of the applicable listed products. Statewide approved products are listed online @ www.floridabuilding.org ***Paper form not required if online submittal for roofs ONLY**

Category/Subcategory	Manufacturer	Product Description	Approval Number(s)
1.Exterior Doors			
A. Swinging			
B. Sliding			
C. Sectional/Roll Up			
D. Other			
2. Windows			
A. Single/Double Hung			
B. Horizontal Slider			
C. Casement			
D. Fixed			
E. Mullion			
F. Skylights			
G. Other			
3. Panel Walls			
A. Siding			
B. Soffits			
C. Storefronts			
D. Glass Block			
E. Other			
4. Roofing Products			
A. Asphalt Shingles			
B. Non-Struct Metal			
C. Roofing Tiles			
D. Single Ply Roof			
E. Other			
5. Struct Componenets			
A. Wood Connectors			
B. Wood Anchors			
C. Truss Plates			
D. Insulation Forms			
E. Lintels			
F. Others			
6. New Exterior			
A. Envelope Products			



Columbia County, Florida

Procedures for Obtaining



a Certificate of Completion







Scan QR Code to
make application

Follow these steps to avoid delays in your re-roof project approval:


Step 1 – Submit Application

-  Submit a Re-Roof Permit Application to the Building Department.
-  Permit must be issued before work begins.

Step 2 – Schedule In-Progress Inspection

-  Request inspection at least 24 hours in advance.
-  Crew must be actively working or roof must be clearly under construction.
-  Inspector will conduct this inspection on-site.

Step 3 – Submit Required Documentation



-  Upload the following to your permit record:
 - Roofing Contractor Affidavit (required for licensed contractors)
 - Roof photographs (see Page 2 for checklist)

 **Owner-Builders:** Affidavit not required, but photos are still required.

Inspector will review submissions:

- If sufficient → You may schedule a Final Inspection.
- If insufficient → Corrections will be noted and must be addressed.

Step 4 – Final Inspection & Completion

-  Schedule your Final Inspection once documentation is approved.
-  When the inspection passes, your Certificate of Completion will be issued




Columbia County, Florida

Required Roof Photos

(ALL RE-ROOF PERMITS)



 Scan QR Code to
upload documents

General Rules

- Every photo must show the permit number.
- Measuring tape must be visible in nailing/lap pattern photos.
- The number of photos will vary depending on the project size/complexity.

Photo Checklist

- ✓ Sheathing nailing and repairs before covering
- ✓ Underlayment nailing and lapping (including peel & stick)
- ✓ Valley materials, drip edge, and flashing around pipes/chimneys (show nails & sealants)
- ✓ Vent openings (ridge and off-ridge)
- ✓ Shingle nailing pattern
- ✓ Metal roof overlays (purlins/furring strip nailing)
- ✓ Screens & sealants at off-ridge vents (metal overlays)
- ✓ Cricket flashings and sealants
- ✓ Chimney work (alignment if replaced)
- ✓ Gutters removed/reinstalled (if applicable)
- ✓ Final site cleanup

Tip

Upload photos promptly into the permit system to avoid delays.

Recording Stamp



TAX ID/PARCEL #:

NOTICE OF COMMENCEMENT

THE UNDERSIGNED hereby gives notice that improvements will be made to certain real property, and in accordance with Section 713.13 of the Florida Statutes, the following information is provided in this **NOTICE OF COMMENCEMENT**.

1. **Description of property (legal description):** _____
a. Street (job) Address: _____
2. **General description of improvements:** _____
3. **Owner Information or Lessee information if the Lessee contracted for the improvements**
a. Name and Address: _____
b. Name and Address of fee simple titleholder (if other than owner): _____
c. Interest in property: _____
4. **Contractor Information**
a. Name and Address: _____
b. Telephone #: _____
5. **Surety Information (if applicable, a copy of the payment bond is attached)**
a. Name and Address: _____
b. Amount of Bond: _____
c. Telephone #: _____
6. **Lender**
a. Name and Address: _____
b. Telephone #: _____
7. **Person within the State of Florida designated by Owner upon whom notices, or other documents may be served as provided by Section 713.13(1)(a)7., Florida Statutes**
a. Name and Address: _____
b. Telephone #: _____
8. **In addition to himself or herself, Owner designates the following person to receive a copy of the Lienor's Notice as provided in Section 713.13(1)(b), Florida Statutes**
a. Name: _____
b. Telephone #: _____
9. **Expiration date of Notice of Commencement (the expiration date will be 1 year from the date of recording unless a different date is specified):** _____

WARNING TO OWNER: ANY PAYMENTS MADE BY THE OWNER AFTER THE EXPIRATION OF THE NOTICE OF COMMENCEMENT ARE CONSIDERED IMPROPER PAYMENTS UNDER CHAPTER 713, PART I, SECTION 713.13, FLORIDA STATUTES, AND CAN RESULT IN YOUR PAYING TWICE FOR IMPROVEMENTS TO YOUR PROPERTY. A NOTICE OF COMMENCEMENT MUST BE RECORDED AND POSTED ON THE SITE OF THE IMPROVEMENT BEFORE THE FIRST INSPECTION. IF YOU INTEND TO OBTAIN FINANCING, CONSULT WITH YOUR LENDER OR AN ATTORNEY BEFORE COMMENCING WORK OR RECORDING YOUR NOTICE OF COMMENCEMENT.

**STATE OF FLORIDA
COLUMBIA COUNTY**

Signature of Owner or Lessee, or Owner's or Lessee's Authorized Officer/Director/Partner/Manager

Printed Name and Signatory's Title/Office

The foregoing instrument was acknowledged before me by means of ☐ physical presence or sworn to (or affirmed) by ☐ online notarization _____ day of _____, _____, by _____
as _____ for _____
DATE MONTH YEAR NAME OF PERSON
TYPE OF AUTHORITY - OFFICER, TRUSTEE, ATTORNEY IN FACT NAME OF PART ON BEHALF OF WHOM INSTRUMENT WAS EXECUTED

Personally Known _____ OR Produced Identification _____ Type of ID Produced _____
SEAL/STAMP: _____

SIGNATURE OF NOTARY PUBLIC - STATE OF FLORIDA

PRINT, TYPE, OR STAMP COMMISSIONED NAME OF NOTARY PUBLIC

Published 10/2025

CONTRACTOR ROOFING AFFIDAVIT

Columbia County, Florida
Building Department
135 NE Hernando Avenue
Lake City, Florida 32055
Phone: 386-758-1008

NOT REQUIRED FOR OWNER BUILDERS

www.columbiacountyfla.com

Job Address: _____

I (Print Name) _____, Licensed as a ☐ Contractor,
☐ Engineer, or ☐ Architect, with License # _____ do hereby affirm that all of the
information provided to obtain this permit is true and accurate and that the sheathing, nailing, dry-in,
venting, and flashings at the above referenced address will be installed in accordance with the
applicable codes, Florida Product Approval installation instructions and standards set forth in the
most current edition of the Florida Building Code - Residential and the Florida Building Code -
Existing Building.

(Affiant Signature)

STATE OF _____
COUNTY _____

The foregoing instrument acknowledged before me by means of ☐ physical presence or ☐ online
notarization, this _____ day of _____ 20_____, by _____
_____, who is ☐ personally known to me or ☐ has provided the following
identification _____.

Notary Public Signature _____ (Seal)

Notary Printed Name _____

FINAL INSPECTION & CERTIFICATE OF COMPLETION: This completed form and photographs must be
uploaded to your permit via online at the Application
Submission login (link) [Welcome to Columbia County Online \(columbiacountyfla.com\)](http://Welcome to Columbia County Online (columbiacountyfla.com)).

**If for a roofing permit, clearly visible in the Photographs must be the permit number or address and
must include a ruler or measuring device to confirm nail spacing and overlaps including drip edge
and valley flashing. (Not required for additions or New Residential)**

Published 10/2025

OWNER BUILDER DISCLOSURE STATEMENT

(Initial each section and sign)

Columbia County, Florida
Building Department
135 NE Hernando Avenue
Lake City, Florida 32055
Phone: 386-758-1008

Florida Statutes Chapter 489.103:

www.columbiacountyfla.com

_____ 1. I understand that state law requires construction to be done by a **licensed contractor** and have applied for an owner-builder permit under an exemption from the law. The exemption specifies that I, as the owner of the property listed, may act as my own contractor with certain restrictions even though I do not have a license.

_____ 2. I understand that building permits are not required to be signed by a property owner unless he or she is responsible for the construction and is not hiring a **licensed contractor** to assume responsibility.

_____ 3. I understand that, as an owner-builder, I am the responsible party of record on a permit. I understand that I may protect myself from **potential financial risk** by hiring a **licensed contractor** and having the permit filed in his or her name instead of my own name. I also understand that a contractor is required by law to be licensed in Florida and to list his or her license numbers on permits and contracts.

_____ 4. I understand that I may build or improve a one-family or two-family residence or a farm outbuilding. I may also build or improve a commercial building if the costs do not exceed \$75,000. The building or residence **must be for my own use or occupancy**. It may not be built or substantially improved for sale or lease, unless I am completing the requirements of a building permit where the contractor listed on the permit substantially completed the project. If a building or residence that I have built or substantially improved myself is sold or leased within 1 year after the construction is complete, the law will presume that I built or substantially improved it for sale or lease, which violates the exemption.

_____ 5. I understand that, as the owner-builder, I must provide **direct, onsite supervision** of the construction.

_____ 6. I understand that I **may not hire an unlicensed person** to act as my contractor or to supervise persons working on my building or residence. It is my responsibility to ensure that the persons whom I employ have the **licenses required by law** and by county or municipal ordinance.

_____ 7. I understand that it is a frequent practice of unlicensed persons to have the property owner obtain an owner-builder permit that erroneously implies that the property owner is providing his or her own labor and materials. I, as an owner-builder, **may be held liable** and subjected to **serious financial risk** for any injuries sustained by an unlicensed person on his or her employees while working on my property. My **homeowner's insurance may not provide coverage** for those injuries. I am willfully acting as an owner-builder and am aware of the limits of my insurance coverage for injuries to workers on my property.

_____ 8. I understand that I may not delegate the responsibility for supervising work to a licensed contractor who is not licensed to perform the work being done. Any person working on my building who is not licensed must work under my direct supervision and must be employed by me, which means that I **must comply with laws requiring the withholding of federal income tax and social security contributions** under the Federal Insurance Contributions Act (FICA) and **must provide workers' compensation** for the employee. I understand that my **failure to follow these laws may subject me to serious financial risk**.

_____ 9. I agree that, as the party legally and financially responsible for this proceed construction activity, I will abide by all applicable laws and requirements that govern owner-builders as well as employees. I also understand that the construction **must comply with all applicable laws, ordinances, building codes, and zoning regulations**.

_____ 10. I understand that I may obtain more information regarding my obligations as an employer from the Internal Revenue Service, the United States Small Business Administration, the Florida Department of Financial Services, and the Florida Department of Revenue. I also understand that I may **contact the Florida Construction Industry Licensing Board** at 850-487-1395 or <http://www.myfloridalicense.com/> for more information about licensed contractors.

_____ 11. I am aware of, and consent to, an owner-builder building permit applied for in my name and understand that **I am the party legally and financially responsible** for the proposed construction activity at the following address:

(Address of jobsite property)

_____ 12. I agree to **notify Columbia County Building Department** immediately of any additions, deletions, or changes to any of the information that I have provided on this disclosure. **Licensed contractors are regulated** by laws designed to protect the public. If you contract with a person who does not have a license, the Construction Industry Licensing Board and Department of Business and Professional Regulation may be **unable to assist you with any financial loss** that you sustain as a result of complaint. Your only remedy against an unlicensed contractor may be in civil court. It is also important for you to understand that, if an unlicensed contractor or employee of an individual or firm is injured while working on your property, you may be held **liable for damages**. If you obtain an owner-builder permit and wish to hire a licensed contractor, you will be responsible for **verifying whether the contractor is properly licensed** and the status of the contractor's workers' compensation coverage.

Florida Statutes Chapter 489.103:

_____ 13. State law requires electrical contracting to be done by **licensed electrical contractors**. You have applied for a permit under an exemption to that law. The exemption allows you, as the owner of your property, to act as your own electrical contractor even though you do not have a license. You may install electrical wiring for a farm outbuilding or a single-family or duplex residence. You may install electrical wiring in a commercial building the aggregate construction costs of which are under \$75,000. The home or building must be for your own use and occupancy. It **may not be built for sale or lease**, unless you are completing the requirements of a building permit where the contractor listed on the permit substantially completed the project. If you sell or lease more than one building you have wired yourself within 1 year after the construction is complete, the law will presume that you built it for sale or lease, which is a violation of this exemption. You **may not hire an unlicensed person** as your electrical contractor. Your construction shall be done according to **building codes and zoning regulations**. It is your responsibility to make sure that people employes by you have **licenses required by state law** and by county or municipal licensing ordinances.

_____ 14. An owner of property completing the requirements of a building permit, where the contractor listed on the permit **substantially completed the project** as determined by the local permitting agency, for a one-family or two-family residence, townhome, accessory structure of a one-family or two-family residence or townhome or individual residential condominium unit or cooperative unit. Prior to the owner qualifying for the exemption, the owner must receive approval from the local permitting agency, and the local permitting agency must determine that the contractor substantially completed the project. An owner who qualifies for the exemption under this paragraph is **not required to occupy** the dwelling or unit for at least 1 year after the completion of the project.

Before a building permit shall be issued, this notarized disclosure statement must be completed and signed by the property owner and returned to the local permitting agency responsible for issuing the permit.

TYPE OF CONSTRUCTION

____ *Single Family Dwelling* ____ *Two-Family Residence/Duplex*

____ *Addition / Alteration / Modification* ____ *Electrical*

____ *Contractor substantially complete project of a* _____

____ *Commercial -*

Cost of Construction _____ *for construction of* _____

I _____, have been advised of the above disclosure statement for exemption from contractor licensing as an owner/builder. I agree to comply with all requirements provided for in Florida Statutes allowing this exception for the construction permitted by Columbia County Building Department.

Owner's Signature: _____ Date: _____

NOTARY OF OWNER BUILDER SIGNATURE

STATE OF _____

COUNTY _____

The foregoing instrument acknowledged before me by means of () physical presence or () online notarization, this ____ day _____ of 20____, by _____, who is () personally known to me or () has provided the following identification: _____

(Seal)

Notary Public Signature

Notary Printed Name